

### The New Magna-Mike Thickness Measurements Made Easier



- Thickness gage for nonferrous materials
- Measures up to 1 in. (25.4 mm)
- Straight and right angle probes with replaceable wear caps
- Min Scan with 60 Hz capture rate
- Hall Effect technology

# The New Magna-Mike


The Magna-Mike® 8600 is a portable thickness gage that uses a simple magnetic method to make reliable and repeatable measurements on nonferrous materials. Operation of the Magna-Mike is very simple. Measurements are made when its magnetic probe is held or scanned on one side of the test material and a small target ball (or Disk or Wire) is placed on the opposite side or dropped inside a container. The probe's Hall Effect sensor measures the distance between the probe tip and target ball. The measurements are instantly displayed as an easy-to-read digital thickness reading.

## Two New Probe Designs with Replaceable Wear Caps


The Magna-Mike is available with both straight and angled magnetic probes that feature replaceable wear caps to extend the probe's durability and reduce replacement costs.



Removable Standard Wear Cap  
86PR1-WC



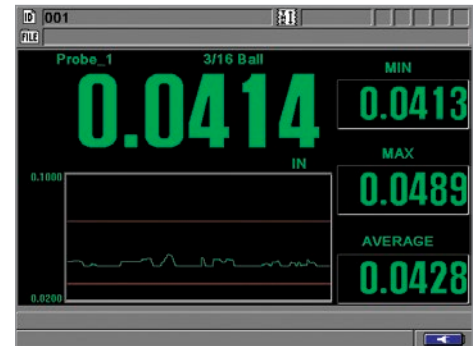
Removable Extended Wear Cap  
86PR1-EWC



Removable Chisel Tip Wear Cap  
86PR1-CWC

## New Features:

- Two new durable probe designs:
  - Straight and Right Angle
- Replaceable Wear Caps
  - Standard, Chisel tip, and Extended Wear
- Expanded target selection
  - 3/16 and 1/4 in. magnetic target balls
  - 0.045 in. (1.14 mm) and 0.026 in. (0.66 mm) diameter wire target
- Expanded thickness range up to 25.4 mm (1.00 in.)
- Larger Color VGA display
- RS-232, USB and VGA outputs
- Fast Measurement update rate 60 Hz
- Programmable instrument lock with password
- Designed for IP67 rating
- Expanded alphanumeric data logger
- Save and Recall stored calibration files
- New bench style case with improved gage stand
- Ability to export file to MicroSD card in .txt and CSV formats
- New accessory kits (Calibration kits)
  - Standard up to 9.1 mm (0.360 in.)
  - Extended range up to 25.4 mm (1 in.)
  - Disk kit
  - Wire target kit
- Strip Chart view



Strip chart view with statistics

## Measures from 0.001 mm (0.0001 in.) to 25.4 mm (1 in.)

The Magna-Mike offers an expanded list of target options to greatly extend its measurement capability.

Targets	Min Thickness	Max Thickness	Accuracy	
			Basic Calibration	Multipoint
1/16 in. (1.58 mm) ball (80TB1)	0.0001 in. (0.001 mm)	0.080 in. (2.03 mm)	4%	3%
1/8 in. (3.17 mm) ball (80TB2)	0.0001 in. (0.001 mm)	0.240 in. (6.1 mm)	4%	2%
3/16 in. (4.76 mm) ball (80TB3)	0.0001 in. (0.001 mm)	0.360 in. (9.1 mm)	3%	1%
1/4 in. (6.35 mm) ball (80TB4)	0.0001 in. (0.001 mm)	0.360 in. (9.1 mm)	3%	1%
<b>New</b> 3/16 in. (4.76 mm) magnetic ball (86TBM3)	0.160 in. (4.06 mm)	0.750 in. (19.05 mm)	3%	1%
<b>New</b> 1/4 in. (6.35 mm) magnetic ball (86TBM4)	0.160 in. (4.06 mm)	1.00 in. (25.4 mm)	3%	1%
0.500 in. (12.7 mm) flat disk (80TD1)	0.0001 in. (0.001 mm)	0.360 in. (9.1 mm)	3%	2%
0.250 in. (6.35 mm) V-edge disk (80TD2)	0.0001 in. (0.001 mm)	0.240 in. (6.1 mm)	3%	2%
<b>New</b> 0.045 in. (1.14 mm) dia. wire (86TW1)	0.0001 in. (0.001 mm)	0.500 in. (12.7 mm)	3%	2%
<b>New</b> 0.026 in. (0.66 mm) dia. wire (86TW2)	0.0001 in. (0.001 mm)	0.240 in. (6.1 mm)	3%	2%

Note: Measurement tolerance = +/- [(accuracy x thickness) + 0.0001 in.]  
Measurement tolerance = +/- [(accuracy x thickness) + 0.003 mm]

# Applications

## Plastic and Glass Bottles and Packaging



In applications such as plastic containers, simply drop the small target ball inside the container. The magnetic probe held on the outside of the container attracts the target ball. When scanning the probe along the surface or critical corners, the small steel target ball will follow. In the Minimum Mode feature, the gage continually displays

both the actual thickness and the lowest thickness reading.

## Automotive Tear Seams



The standard probe along with one of the two target disks and a replaceable chisel wear cap makes the Magna-Mike 8600 ideally suited for most automotive tear seam applications where measurements need to be made in a thin channel or groove.

## Aerospace and Other Applications

The Magna-Mike has been successfully integrated into quality control programs to measure aerospace parts made of composites and nonferrous materials. The wire targets can be inserted into cooling holes in turbine blades and the larger magnetic target balls can be used to measure jet engine parts up to 25.4 mm (1.00 in.) thick.



Measurement of a 24.1 mm (0.950 in.) aerospace casting

# Data Logger

## Internal Alphanumeric Data Logger

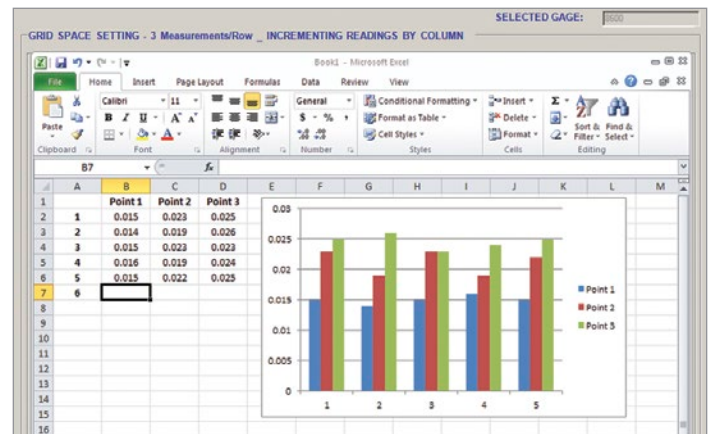
The Magna-Mike® has an extensive file-based alphanumeric data logger that is designed to easily store and transfer thickness readings.

You have the ability to store thickness readings in one of four standard file formats: Incremental, Sequential, Sequential with Custom Point and 2-D Grid.

- Single Send or File Send directly to an Excel spreadsheet using WINXL
- Send data to other SPC program
- Both USB and RS-232 outputs
- Export files to a removable MicroSD card in .txt and CSV formats
- Generate on-board reports

## Direct Interface to Excel Spread Sheets

The Magna-Mike 8600 has RS-232 and USB outputs that enable the instrument to directly send data to an Excel spreadsheet. The included WINXL interface program enables you to single send or file send thickness readings.



WINXL interface program



Measurement of a turbine blade using the wire targets

# Magna-Mike® 8600 Specifications\*

## GENERAL

<b>Overall dimension</b>	236 mm x 167 mm x 70 mm (9.3 in. x 6.57 in. x 2.76 in.)
<b>Weight</b>	1.68 kg (3.72 lb), including lithium-ion battery
<b>Keypad</b>	English, Japanese, Chinese, International
<b>Languages</b>	English, Spanish, French, German, Japanese, Chinese, Portuguese, Swedish, Norwegian, Dutch, Polish, Russian, Hungarian, Czech, Italian
<b>Data storage</b>	Onboard and removable 2 GB MicroSD card
<b>Battery life (Optional)</b>	16 h (lithium-ion),
<b>Power requirements</b>	AC Mains: 100 VAC to 120 VAC, 200 VAC to 240 VAC
<b>Display type</b>	Full VGA (640 x 480 pixels) transfective color LCD
<b>Display dimensions (W x H, Diag.)</b>	117 mm x 89 mm, 146 mm (4.62 in. x 3.49 in., 5.76 in.)
<b>Min/Max capture mode</b>	Captured at 60 Hz measurement rate
<b>Display update rate</b>	4, 8, 16 and 20 Hz
<b>Alarm</b>	High and Low alarms
<b>Resolution</b>	0.1 mm (0.01 in.), 0.01 mm (0.001 in.), 0.001 mm (0.0001 in.) (depending on thickness range)
<b>Data logger</b>	Internal file-based alphanumeric data logger

## PROBES

<b>86PR-1</b>	Standard straight probe 82.30 mm (3.24 in.) long and 18.62 mm (0.733 in.) dia.
<b>86PR-2</b>	Right angle probe head 58.84 mm x 18.62 mm, length 178.57 mm (2.32 in. x 0.733 in. dia., length 7.030 in.)

## ENVIRONMENTAL TESTING

<b>Vibration</b>	MIL-STD-810G, Method 514.6, Procedure I
<b>Drop</b>	MIL-STD-810G, Method 516.6, Procedure IV
<b>Shock</b>	MIL-STD-810G, Method 516.6, Procedure I
<b>Designed for IP67</b>	Yes

## INPUTS/OUTPUTS

<b>USB</b>	USB 2.0 peripheral port
<b>RS-232</b>	Yes
<b>Memory card</b>	Maximum capacity: 2 GB removable MicroSD memory card
<b>Video output</b>	VGA output standard
<b>Foot switch (optional)</b>	Programmable (Save, Send, Meas or Q-Cal)
<b>Operation temperature</b>	-10 °C to 50 °C (14 °F to 122 °F)

## Standard Inclusions

### Select probe and stand (straight or right angle):

- **86PR-1 (U8470020):** Straight probe includes **86PRS1 (U8771043):** Two-part probe stand
- **86PR-2 (U8470028):** Right angle probe includes **86PRS2 (U8771044):** Two-part right angle probe stand
- **86PC (U8801410):** Probe cable for 86PR-1 and 86PR-2
- **WinXL (U8774010):** Interface program to Excel

### Select one from:

- **86ACC-KIT (U8771068):** Standard calibration kit or **86ACC-ER-KIT (U8771069):** Extended range calibration kit
- **EP-MCA:** External power supply with charger
- **8600-MAN-CD (U8778535):** CD with manual (all languages)
- **600-TC (U8780294):** Plastic carry case

### Select one from:

- **600-C-RS232-5 (U8780299):** RS-232 cable
- **EPLTC-C-USB-A-6 (U8840031):** USB cable

Standard inclusions may vary depending on your location. Contact your local distributor.

## Optional Accessories

- **600-C-VGA-5 (U8780298):** VGA output cable
- **600-BAT-L-3 (U8051431):** Rechargeable lithium-ion battery
- **85FSW (U8780127):** Remote footswitch
- **86PR-2 (U8470028):** Right angle probe
- **86PRS2 (U8771044):** Two-part probe stand for 86PR-2
- **86PCC (U8780323):** Coiled cable for 86PR-1 and 86PR-2
- **86PR1-WC (U8780324):** Replaceable wear cap for 86PR-1 and 86PR-2 probes
- **86PR1-CWC (U8780326):** Chisel tip wear cap for 86PR-1 and 86PR-2 probes
- **86PR1-EWC (U8780344):** Extended wear cap for 86PR-1 and 86PR-2 probes
- **80TB1 (U8771030):** Target balls 1.58 mm (1/16 in.)
- **80TB2 (U8771031):** Target balls 3.17 mm (1/8 in.)
- **80TB3 (U8771032):** Target balls 4.76 mm (3/16 in.)
- **80TB4 (U8771022):** Target balls 6.35 mm (1/4 in.)
- **80TD1 (U8771034):** Target disk Flat edge
- **80TD2 (U8771035):** Target disk V-edge
- **86TBM3 (U8771039):** Magnetic target balls 4.76 mm (3/16 in.)
- **86TBM4 (U8771040):** Magnetic target balls 6.35 mm (1/4 in.)
- **86TW1 (U8771041):** Wire target 1.14 mm (0.045 in.)
- **86TW2 (U8779858):** Wire target 0.66 mm (0.026 in.)
- **86ACC-ER-KIT (U8771069):** Extended calibration kit
- **86ACC-W-KIT (U8771070):** Wire target calibration kit
- **86ACC-D-KIT (U8771071):** Target disk calibration kit
- **80CAL-NIS (U8771011):** NIST-traced calibration standards (set of six)

[www.olympus-ims.com](http://www.olympus-ims.com)

**OLYMPUS**

For enquiries - contact  
[www.olympus-ims.com/contact-us](http://www.olympus-ims.com/contact-us)

**OLYMPUS SCIENTIFIC SOLUTIONS AMERICAS CORP.**

48 Woerd Avenue, Waltham, MA 02453, USA, Tel.: (1) 781-419-3900  
12569 Gulf Freeway, Houston, TX 77034, USA, Tel.: (1) 281-922-9300

**OLYMPUS NDT CANADA INC.**

505, boul. du Parc-Technologique, Québec (Québec) G1P 4S9, Tel.: (1) 418-872-1155  
1109 78 Ave, Edmonton (Alberta) T6P 1L8

**OLYMPUS SCIENTIFIC SOLUTIONS AMERICAS CORP.**  
is certified to **ISO 9001, ISO 14001, and OHSAS 18001.**

\*All specifications are subject to change without notice.

All brands are trademarks or registered trademarks of their respective owners and third party entities.  
Copyright © 2014 by Olympus.

